



DAILY MARKET REPORT

Colombo Stock Exchange - Day End Summary

Wednesday, June 17, 2026

Prepared by
Senfin Research

Daily Report

CSE Trade Summary

Market Ends the Day Positively	Today	Previous	Chg	Chg (%)	YTD Chg	YTD (%)
CSE All Share Price Index (ASPI)	22,385.9	22,377.3	8.6	0.04	(238.4)	(1.1)
S&P SL 20 Index	6,210.7	6,221.3	(10.6)	(0.2)	53.3	0.9
RSI	56.4	56.2				
Value of Turnover (LKR Mn)	2,557.4	3,854.3	(1,296.9)	(33.6)		
TRI on All Share (ASTRI)	34,985.0	34,971.5				
Foreign Purchases (LKR Mn)	84.9	633.8				
Foreign Sales (LKR Mn)	97.0	206.7				
Foreign Net Flow (LKR Mn)	(12.2)	427.1				
Volume of Turnover (No. in Mn)	107.0	152.6				
Market Capitalization (LKR Bn)	8,117.8	8,125.9				
Market Valuation						
PER (x)	11.8					
PBV (x)	1.4					
DY (%)	2.9					

Intra-Day Trading of ASPI



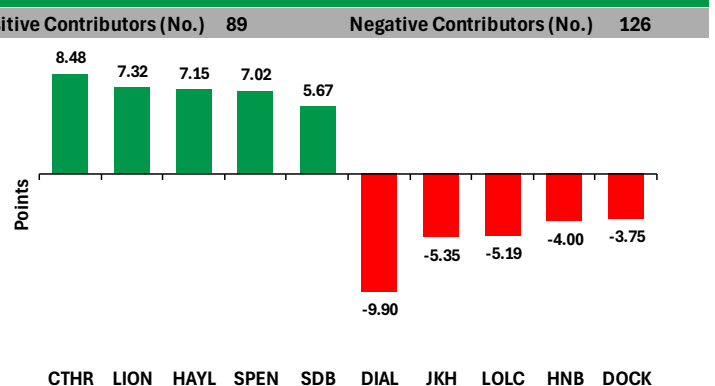
Top Gainers and Top Losers

Top 5 Gainers	Price (LKR)	Chg (LKR)	Chg (%)	TTM EPS (LKR)	TTM PER (X)	BVPS (LKR)	PBV (X)	DPS (LKR)	DY
SEMB.X	0.40	0.10	33.33%	0.02	20.00	0.41	0.98	-	-
SEMB	1.00	0.10	11.11%	0.02	50.00	0.41	2.44	-	-
SDB	58.30	4.30	7.96%	2.49	23.41	90.55	0.64	-	-
HUNA	18.00	1.20	7.14%	-0.14	-128.57	2.68	6.72	-	-
CITW	1.90	0.10	5.56%	-0.19	-10.00	2.33	0.82	-	-
Top 5 Losers	Price (LKR)	Chg (LKR)	Chg (%)	TTM EPS (LKR)	TTM PER (X)	BVPS (LKR)	PBV (X)	DPS (LKR)	DY
TESS.X	1.40	(0.10)	-6.67%	0.05	28.00	0.45	3.11	-	-
UCAR	2,812.50	(187.75)	-6.26%	189.89	14.81	1,013.92	2.77	82	2.9%
NEH	4,299.75	(270.25)	-5.91%	348.18	12.35	3,285.00	1.31	-	-
RFL	28.00	(1.70)	-5.72%	0.31	90.32	25.51	1.10	1	3.6%
MRH	16.60	(1.00)	-5.68%	-7.80	-2.13	30.00	0.55	-	-

Top Crossings

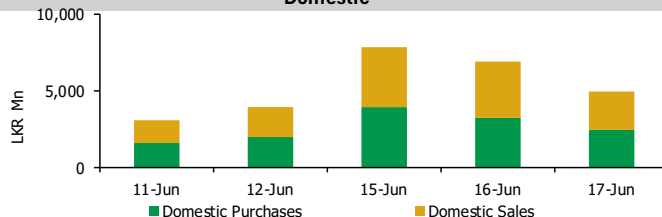
Stock	Qty	Price	Turnover(LKR)
SDB	8,076,911	58.00	468,460,838
LIOC	1,037,544	140.00	145,256,160
COMB	200,000	210.00	42,000,000
PKME	200,000	169.00	33,800,000
SHAW	75,000	302.00	22,650,000

Contributors to ASPI



Turnover Breakdown

Domestic



* Not Meaningful

Sources: CSE, Refinitiv Eikon

Daily Foreign Participation

Top Net Foreign Activities (Based on Value)

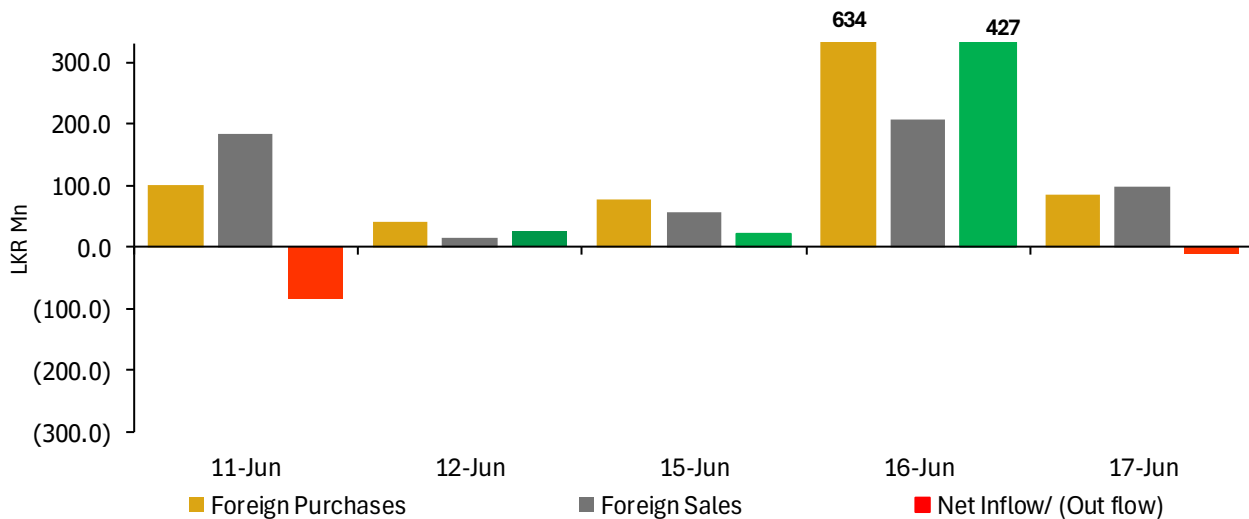
Top Net Foreign Purchases	LKR Mn	Top Net Foreign Sales	LKR Mn
PKME	67.58	DIAL	(58.29)
CTHR	11.00	MELS	(7.60)
HNB	3.68	DIPD	(4.38)
ACL	1.00	SDB	(4.08)
VLL	0.32	WATA	(3.96)

Annual Foreign Participation

Year	Foreign Purchases (LKR Mn)	Foreign Sales (LKR Mn)	Net (LKR Mn)
2020	53,023	104,246	(51,223)
2021	34,018	86,665	(52,647)
2022	67,484	36,878	30,606
2023	41,470	48,766	(7,296)
2024	48,686	58,579	(9,893)
2025	61,283	95,672	(34,389)
2026*	22,314	54,594	(32,281)

*From January 02 to June 17, 2026

Foreign Activities During Last 5 Days



Daily Turnover Breakdown by Sector

Sector	Turnover (LKR)	%
Banks	749,891,143.50	29.50%
Capital Goods	353,503,859.45	13.90%
Real Estate Management & Development	313,609,232.90	12.34%
Food Beverage & Tobacco	189,382,287.15	7.45%
Diversified Financials	178,108,598.45	7.01%
Energy	168,376,445.50	6.62%
Transportation	100,563,277.50	6.62%
Materials	100,802,670.10	3.96%
Utilities	15,613,301.60	3.96%
Consumer Services	53,850,791.15	2.12%
Insurance	47,775,296.20	1.88%
Retailing	46,990,457.10	1.85%
Food & Staples Retailing	23,540,887.95	0.93%
Consumer Durables & Apparel	20,496,290.70	0.81%
Commercial & Professional Services	20,318,871.45	0.80%
Software & Services	19,881,318.80	0.78%
Telecommunication Services	19,881,318.80	0.78%
Health Care Equipment & Services	115,946,996.90	0.62%
Automobiles & Components	15,809,132.25	0.28%
Household & Personal Products	7,214,937.10	0.03%

Total Turnover (LKR)	2,557,424,855
YTD Avg. Turnover (LKR)	4,655,665,325
Monthly Avg. Turnover (LKR)	2,463,106,519

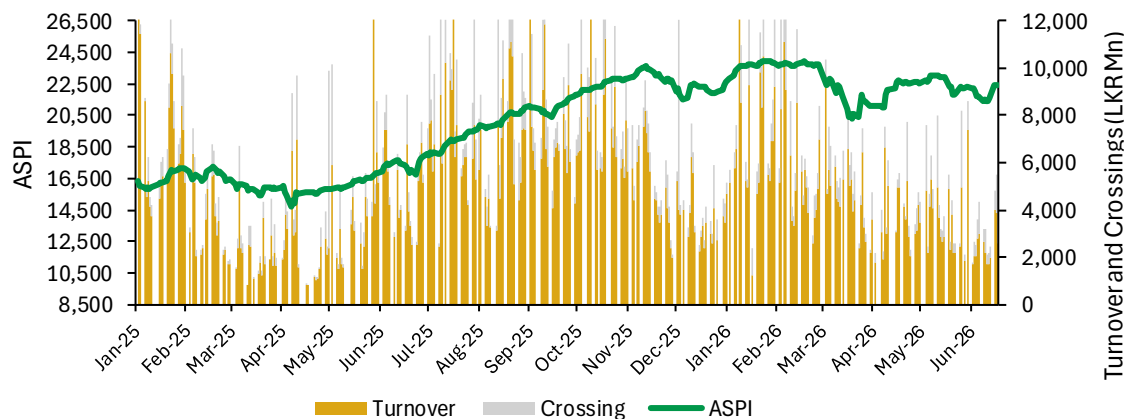
Source: CSE

Monthly Crossings as a % of Total Turnover

Month	Market Turnover (LKR Mn)	Crossings (LKR Mn)	Crossings as a % of Market Turnover
2025			
January	140,432	21,543	15%
February	58,416	9,859	17%
March	39,349	10,677	27%
April	48,268	19,460	40%
May	79,998	31,142	39%
June	91,895	11,014	12%
July	157,486	48,290	31%
August	124,835	51,169	41%
September	148,757	41,127	28%
October	157,220	39,477	25%
November	94,686	15,711	17%
December	68,772	19,083	28%
2026			
January	131,273	29,801	23%
February	106,729	29,230	27%
March	98,825	18,314	19%
April	65,791	11,244	17%
May	69,295	17,970	26%
June	32,023	9,562	30%

*Upto June 17, 2026

ASPI vs Market Turnover



Source: CSE

Top 5 Share Volume Contributors and Their Price Trends

11-Jun				12-Jun				15-Jun				16-Jun				17-Jun			
Stock	Price (LKR)	Chg (%)	Volume	Stock	Price (LKR)	Chg (%)	Volume	Stock	Price (LKR)	Chg (%)	Volume	Stock	Price (LKR)	Chg (%)	Volume	Stock	Price (LKR)	Chg (%)	Volume
JKH	19.70	-0.51%	14,884,685	JKH	20.00	1.52%	3,163,380	JKH	20.50	2.50%	5,624,133	JKH	20.50	0.00%	7,660,678	JKH	20.40	-0.49%	1,910,670
BIL	5.50	-1.79%	5,743,851	BIL	5.60	1.82%	4,870,348	BIL	5.80	3.57%	2,524,769	BIL	5.80	0.00%	1,688,735	BIL	5.80	0.00%	1,044,881
HELA	0.90	-10.00%	4,485,484	HELA	1.00	11.11%	1,873,122	HELA	0.90	-10.00%	15,702,063	HELA	0.70	-22.22%	19,693,840	HELA	0.80	14.29%	10,887,286
LCBF	6.00	-7.69%	3,898,522	LCBF	6.60	10.00%	2,793,693	LCBF	7.20	9.09%	3,931,114	LCBF	7.20	0.00%	1,184,608	LCBF	7.10	-1.39%	883,663
SUN	28.50	0.00%	2,618,376	SUN	29.50	3.51%	132,691	SUN	31.20	5.76%	580,141	SUN	31.90	2.24%	785,790	SUN	32.00	0.31%	210,381
				HNBFB	9.20	12.20%	3,758,493	HNBFB	9.30	1.09%	1,289,189	HNBFB	9.50	2.15%	4,396,686	HNBFB	9.40	-1.05%	2,867,614
				SEMB	0.80	-11.11%	4,786,371	SEMB	0.90	12.50%	6,940,200	SEMB	0.90	0.00%	1,156,127	SEMB	1.00	11.11%	34,714,342
				BIL	5.60	1.82%	4,870,348	BIL	5.80	3.57%	2,524,769	BIL	5.80	0.00%	1,688,735	BIL	5.80	0.00%	1,044,881
				SCAP	12.40	10.71%	4,130,686	SCAP	14.70	18.55%	9,460,446	SCAP	14.50	-1.36%	2,043,887	SCAP	14.30	-1.38%	843,577
				PLR	41.90	7.99%	3,191,250	PLR	48.70	16.23%	4,240,978	PLR	47.40	-2.67%	2,127,896	PLR	47.20	-0.42%	698,256
								AMSL	18.70	8.09%	23,761,392	AMSL	18.80	0.53%	1,268,067	AMSL	18.40	-2.13%	278,657
								HELA	0.90	-10.00%	15,702,063	HELA	0.70	-22.22%	19,693,840	HELA	0.80	14.29%	10,887,286
								ASPH	0.60	0.00%	12,236,953	ASPH	0.60	0.00%	3,875,728	ASPH	0.60	0.00%	2,652,261
								SEMB	0.90	12.50%	6,940,200	SEMB	0.90	0.00%	1,156,127	SEMB	1.00	11.11%	34,714,342
								KZOO	10.50	9.38%	9,737,487	KZOO	10.20	-2.86%	3,982,229	KZOO	10.20	0.00%	299,793
												CIC	32.90	1.23%	44,449,560	CIC	32.90	0.00%	671,516
												HELA	0.70	-22.22%	19,693,840	HELA	0.80	14.29%	10,887,286
												JKH	20.50	0.00%	7,660,678	JKH	20.40	-0.49%	1,910,670
												SEMB (X)	0.30	0.00%	5,498,550	SEMB (X)	0.40	33.33%	926,728
												KZOO	10.20	-2.86%	3,982,229	KZOO	10.20	0.00%	299,793
															SEMB	1.00	11.11%	34,714,342	
															HELA	0.80	14.29%	10,887,286	
															SDB	58.30	7.96%	8,607,483	
															HNBFB	9.40	-1.05%	2,867,614	
															CRL	6.60	-2.94%	2,736,157	

Source : CSE